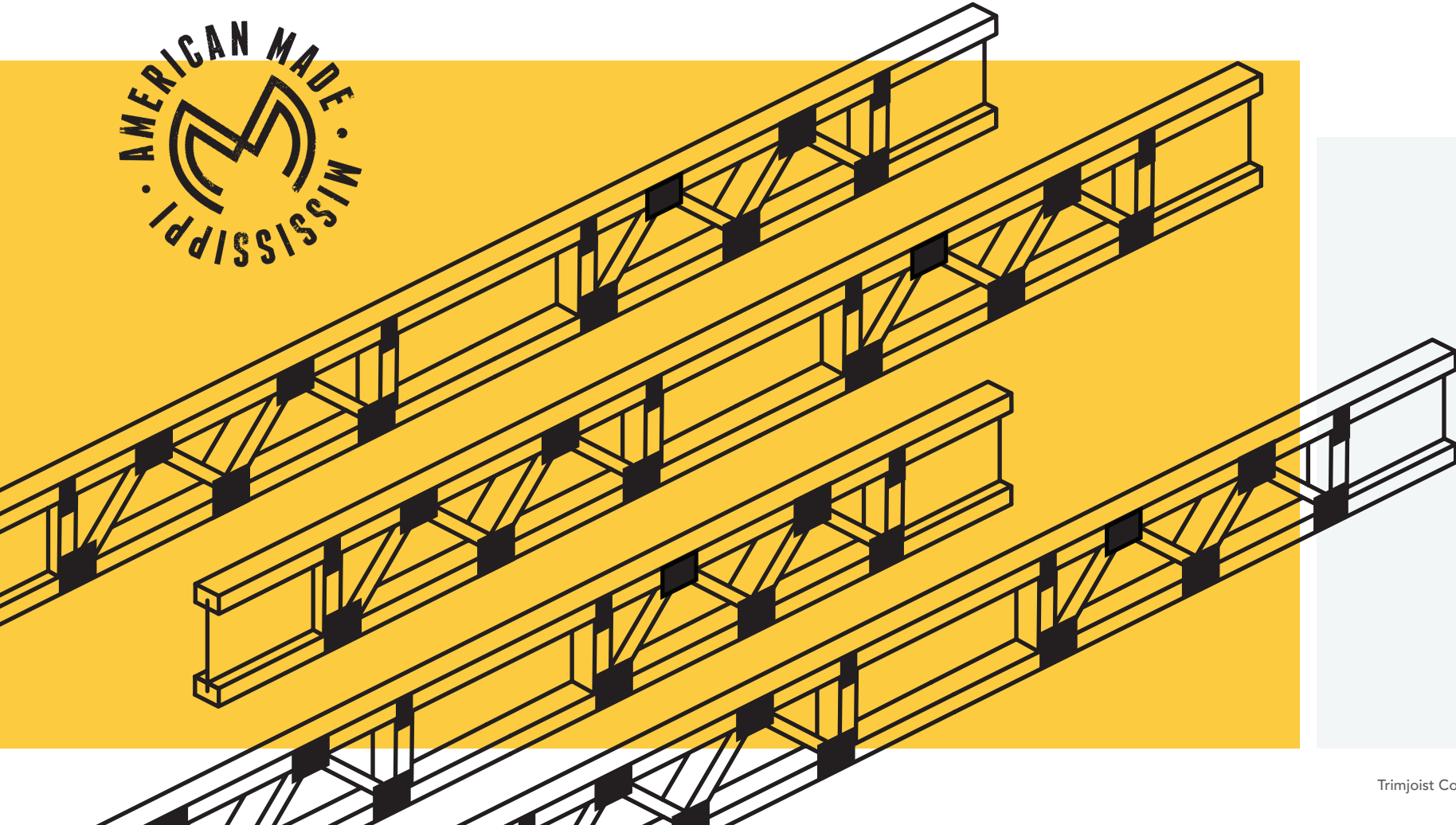




'TRIMJOIST'

EXACT FIT. ON TIME. EVERY TIME.



AMERICAN MADE



Trimjoist's open-web, trimmable floor truss system offers unparalleled strength, fit and usability for today's demanding and time-conscious contractor.

Trimjoist introduced the first trimmable floor truss system to the building industry and is the only corporation with a patent on a trimmable floor joist. The TrimJoist® system is the marriage of an open-web floor joist and a wood I-beam — bringing the best features of each together into one product.


04 // Custom Fit Every Time
07 // Modular Inventory for Quick Delivery
08 // Open-Web Design for Easy Mechanical Installation
11 // Extra-Wide Flanges for Squeak-Free Flooring
12 // Engineered Strength
15 // In-House Engineering and Support Staff

CUSTOM FIT EVERY TIME



The engineered strength of the TrimJoist® system provides for longer spans and wider on-center spacing. Joists come in two-foot incremental lengths, beginning at 4 feet and spanning as far as 30 feet and can be trimmed by up to 24 inches.

Because each TrimJoist® is trimmable on site, contractors can always achieve a custom fit.



Trimable
by 12 Inches
on Each Side

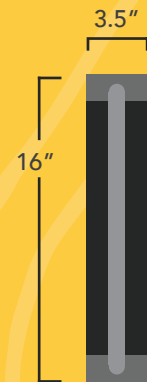
No Loss of
Structural
Integrity

12-, 14-, 16-
and 18-Inch
Depths

J18 Series



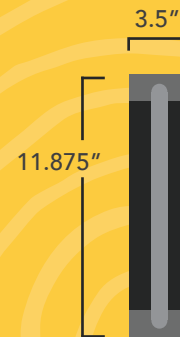
J16 Series



J14 Series



J12 Series



Trim Section

←12"→

Panel Points

←24"→

Duct Chase

←24"→



← J12 Series Spans range from 4'-0" to 24'-0" →

← J14 Series Spans range from 4'-0" to 26'-0" →

← J16 Series Spans range from 4'-0" to 28'-0" →

← J18 Series Spans range from 4'-0" to 30'-0" →

* Denotes minimum opening width. J12 series has 18" minimum opening.



MODULAR PRODUCTION



Because the design of the TrimJoist® system is modular, the joists do not have to be custom built for each job, allowing Trimjoist distributors to maintain inventories of modular sizes for quicker job-site delivery. This eliminates costly production and shipping delays and assists in meeting timely scheduling requirements.

+ No Shipping Delays
+ Large Modular Inventory
+ Quick Job-Site Delivery



R1

C

OPEN WEB DESIGN

The TrimJoist® system not only saves time and hassle in flooring installation, but its open web design also allows subcontractors to easily, practically and quickly run electrical work, duct work and plumbing throughout the flooring system of any building. The open design also prevents subcontractors from drilling compromising holes in the structure during mechanical installation.

Running mechanical systems *through* trusses instead of below them gives architects more flexibility in design.

	J12	J14	J16	J18
R1	8x16	10x24	12x24	14x24
C	6"	8"	9"	10"
H	11 ^{7/8} "	14"	16"	18"

+ In-Joist Mechanical Installation

+ Easy and Fast Mechanical Installation

+ No Drilling or Cutting of Joists

+ Design Flexibility





EXTRA-WIDE FLANGES + SQUEAK-FREE FLOORING



Each joist has a 3.5-inch-wide nailing flange on the top and bottom, virtually ensuring a non-squeak floor when properly installed. Most squeaks are the result of inadequate nailing of the sub-flooring to the support structure. The extra-wide nailing surface provided by the TrimJoist® makes for a superior installation and more satisfied owners.

+ Wide Flange for Easier, Better Installation

+ Squeak-Free Flooring

+ Added Sub-Floor Support

3.5"



STRENGTH



The engineered strength of the TrimJoist® system provides for longer spans and wider on-center spacing that results in lower costs from both the material and the labor perspective.

+ Engineered for Strength

+ Longer Spans and Wider Spacing

+ Designed to Last

+ Built-in Camber





SUPPORT STAFF



Trimjoist's in-house engineering staff is always on hand to assist contractors, architects and building designers in plan conversion and design layout. They provide detailed floor-framing plans and precise material lists for each project, which ensures the trusses are shipped and installed right the first time. Trimjoist's full-time technical support team is always available for support during installation of Trimjoist products.

Download our free iPad app, [iJoist](#), and see firsthand how the TrimJoist® product can save you time and money.

You can find the [TrimJoist® Technical Guide](#) on our website, which includes Loading Charts, Architect Specifications, Framing Connections, Installation Notes, Safety Requirements, and Warranty Information.

